



www.whitewaterwest.com

E-mail: whitewater@whitewaterwest.com
 Fax: +1 604-273-4518
 Tel: +1 604-273-1068
 Richmond, BC, Canada V6W 1J7
 6700 McMillan Way
 WhiteWater West Industries Ltd.



AquaSpray™ water activity elements are individual features, which can suit smaller facilities or budgets or as an addition to your AquaPlay™ pool. These features are designed to be used in wet or dry parks and are very effective even under low water requirements. Participants choose whether to stay dry while controlling the water effects from the side or they can cool off by playing in and around the jets and falls and various other spray features. AquaSpray™ products can be combined and themed in any combination.



The AquaPlay Advantage

SilkTek™ is the latest fiberglass technology where WhiteWater uses a closed-molded process (RMT) to engineer the ultimate waterslide.

- smooth inside & out
- easier to maintain
- perfectly smooth joints
- consistent thickness



And above all it's fun, it's cool and everyone loves it!


- safe, durable and easy to maintain
- non-skid stairs and bridges
- single water supply line
- AngleForm™ design
- premium coating system with corrosion resistance
- stainless steel base plates
- SilkTek™ waterslides
- 360 degree theming
- play features throughout




SLIDE PATH
 We know that not every pool is the same, that's why our Slide Path Design experts can create the perfect slide just for you.



TIPPING BUCKETS
 Available option on Model AP150 and larger.



CUSTOMIZATION
 Structures and theming produced to suit all of your requirements.



THEMING
 All AquaPlay™ structures are available in standard colors or custom theme.

Let WhiteWater's design professionals create a custom AquaPlay™ structure just for you!



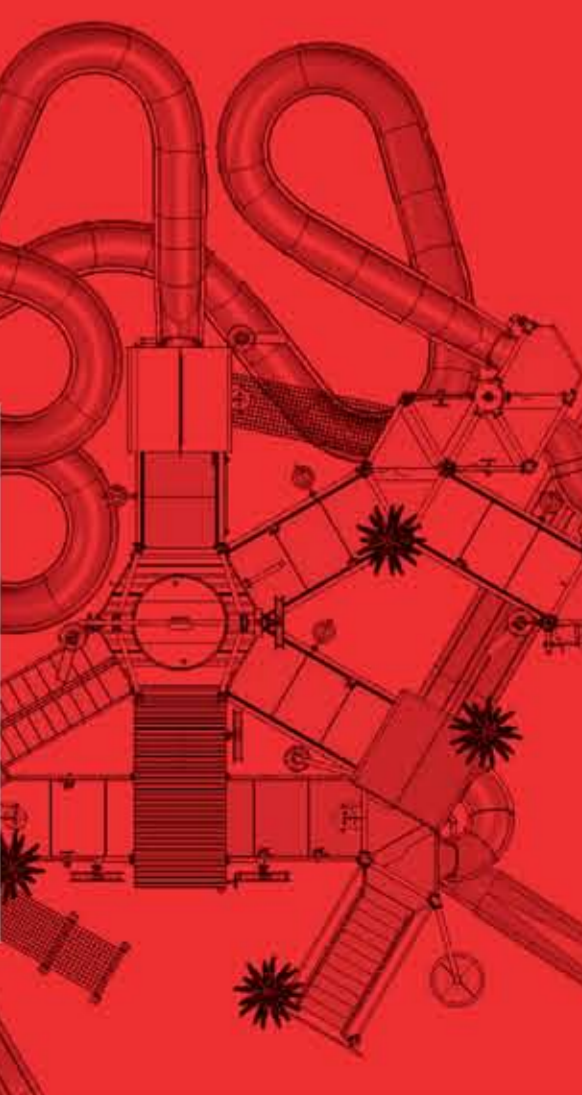
AquaPlay™ Water Play Features by Model

FEATURES	MODEL#	50	100	150	200	250	300	350	550	600	650	750	900	1050	1050T	1750	RF4L	RF4R	RF5	RF6	GRF15	
Arching / Down Jets (9 jets)		1 (9)	1 (9)	1 (9)	1 (9)	1 (9)	2 (18)	2 (18)	2 (18)	1 (9)	1 (9)	1 (9)	1 (9)	2 (18)	1 (9)	1 (9)	1 (9)	1 (9)	1 (9)	1 (9)	2 (18)	
Bubbler Jets (3/4 jets)*			1 (3)	1 (3)	1 (3)	1 (3)	1 (3)	1 (3)	2 (7)	2 (6)	1 (4)	2 (7)	2 (7)	3 (10)	1 (3)	1 (3)	2 (6)	2 (6)	2 (6)	2 (6)	4 (14)	
Crawl Tunnel									1	1	1	1	1	1	1	1			1	1	1	2
Hose Jets			2		2	2	2		4	2	3	6	6	2	4	5	11	13	13	17	37	
Interactive Arching Jets (9 jets)		1 (9)		1 (9)	1 (9)	1 (9)	1 (9)	1 (9)		2 (18)	2 (18)	2 (18)	2 (18)	1 (9)	1 (9)	5 (45)	7 (63)	7 (63)	10 (90)	10 (90)	11 (99)	
Mini-Multi Slide		1			1	1	1		1	1	1	1	1	1	1	1	1	1	1	1	1	
Net Bridge														1	2	1	4	4	4	5	5	1
Net Climb				1		1	1	1	1	1	1	1	1	1	1	1	1	1	1	1	1	2
Peacock Arching Jets (9 jets)			1 (9)	1 (9)	1 (9)	1 (9)	1 (9)	1 (9)	1 (9)	1 (9)	1 (9)	1 (9)	1 (9)	1 (9)	1 (9)	1 (9)	1 (9)	1 (9)	2 (18)	2 (18)	5 (45)	
Pipe Falls		1	1	1	1	1	1	1	2	1	1	1	1	2	2	2	2	3	3	3	5	
Pools and Falls												1	1	1	1	1						2
Pull Ropes		3	3	3	3	3		3	6	3	3	3	3	6	3	4	5	5	6	6	17	
Runnel / Colander										1	1			2	2	1	2	4	5	5	5	5
Single Arching Jet							1	1	1	1	1			1	2	3	1	1	1	1	1	
Spinning Tray												1	1	1	1	1	1	1	1	1	1	
Tipping Cone				1	1	1	1	1	2	2	3	2	4	3	6	7	5	7	7	7	21	
Tipping Trough							1	1		2	1	1	1			1	4	4	5	5	2	
Umbrella Jets		1			1	1	1	1	1	1	2	1	1	1	1	1						
Water Curtain							1	1	1	1					1	2	3	3	3	3	5	
Water Guns			1	1	2	1	2	2	2	2	1	2	3	8	5	8	10	11	13	13	33	
Water Slides			1	1	1	1	1	2	2	2	2	2	2	3	3	3	5	5	6	7	5	
Water Wheel										1	1	1	2	1	2	2	4	4	4	4	5	
Total Play Features		8	10	12	13	17	17	18	28	26	26	29	37	44	42	51	72	79	90	95	167	
Total Features Including Jets		24	28	38	39	43	51	52	57	62	61	66	74	83	73	109	148	153	198	203	321	

Specifications are subject to change. Please confirm all details with a WhiteWater Specialist.
 * (3/4 jets = 3 jets on triangular platform, 4 jets on square platform)
 AquaPlay™ multi-level interactive play structures are protected under the following patents: S194048, S662525, S405294, S967901, 6786830, S820471, 6132318, 6210287, 6569023.



PRODUCT GUIDE

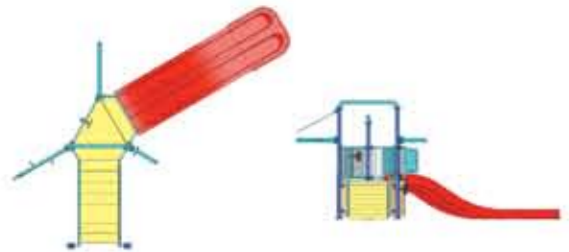


For slide color selection, please refer to our Color Guide.

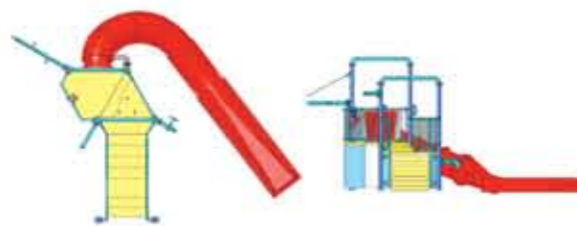


Model # is based on # of platforms; each 50 = triangle platform and 100 = square platform.

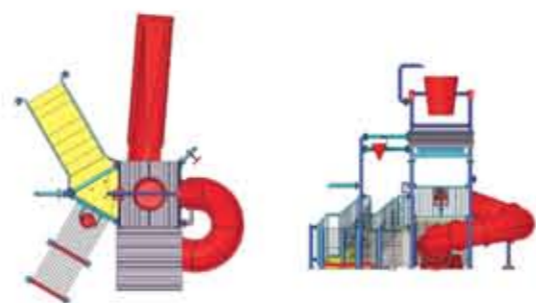
50	Approx. Pool Size		Approx. Unit Size (LxWxH)	
	feet	metres	feet	metres
50	1320	123	29 x 26 x 12	8.8 x 7.9 x 3.8



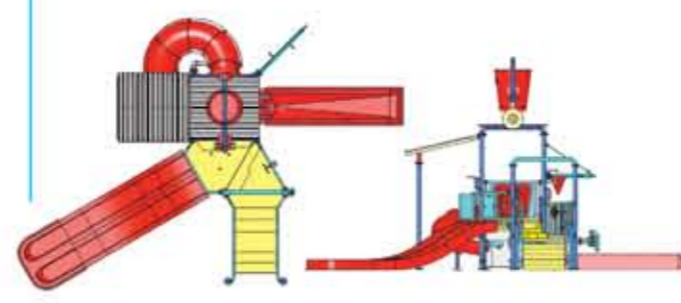
100	Approx. Pool Size		Approx. Unit Size (LxWxH)	
	feet	metres	feet	metres
100	1930	179	30 x 23 x 14	9.2 x 6.9 x 4.2



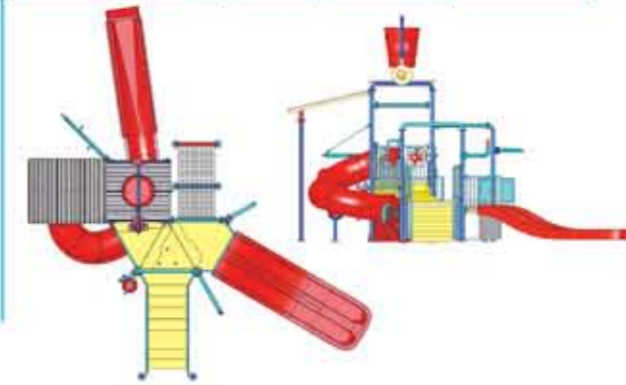
150	Approx. Pool Size		Approx. Unit Size (LxWxH)	
	feet	metres	feet	metres
150	2100	195	23 x 30 x 15	7.1 x 9.0 x 4.5
150TB	2190	203	23 x 30 x 21	7.1 x 9.0 x 6.4



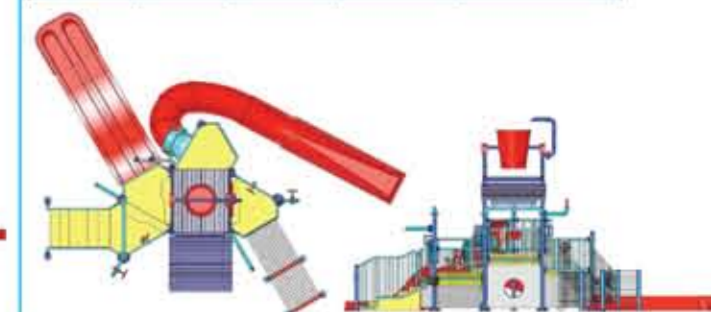
200	Approx. Pool Size		Approx. Unit Size (LxWxH)	
	feet	metres	feet	metres
200	1540	143	37 x 26 x 13	11.3 x 8.0 x 3.9
200TB	1950	181	37 x 26 x 20	11.3 x 8.0 x 6.1



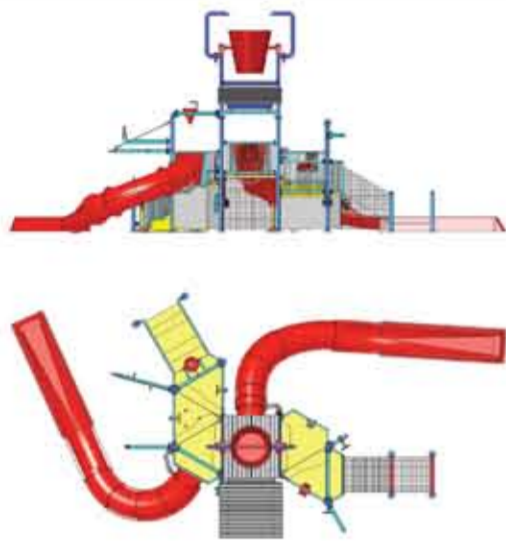
250	Approx. Pool Size		Approx. Unit Size (LxWxH)	
	feet	metres	feet	metres
250	2090	194	33 x 39 x 19	10.1 x 11.7 x 5.9
250TB	2540	236	33 x 39 x 22	10.1 x 11.7 x 6.7



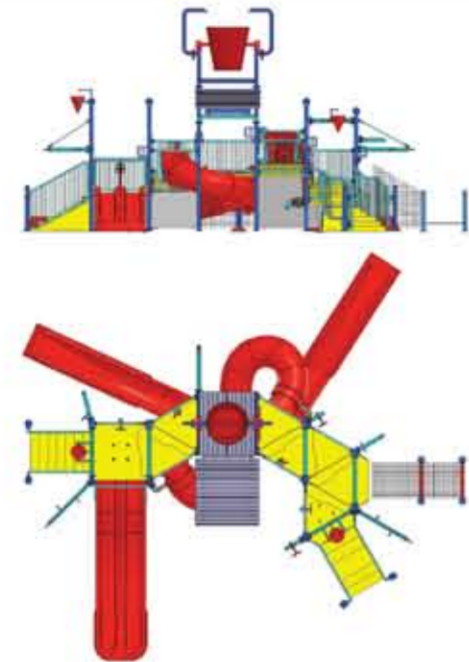
300	Approx. Pool Size		Approx. Unit Size (LxWxH)	
	feet	metres	feet	metres
300	2460	229	40 x 33 x 15	12.1 x 9.9 x 4.6
300TB	2810	261	40 x 33 x 20	12.1 x 9.9 x 6.1



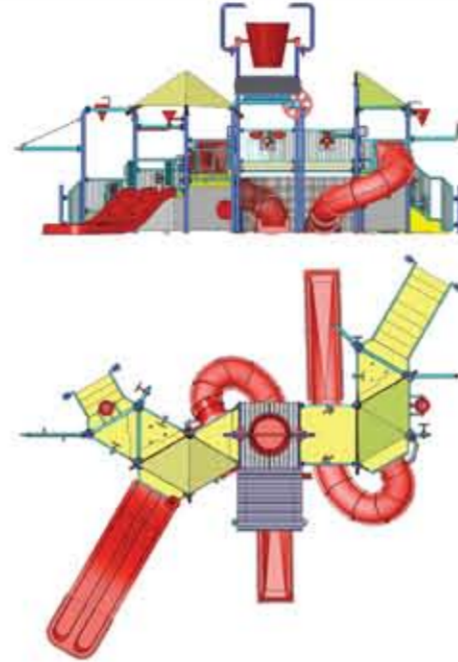
350	Approx. Pool Size		Approx. Unit Size (LxWxH)	
	feet	metres	feet	metres
350	2970	276	53 x 25 x 17	16.2 x 7.8 x 5.2
350TB	3260	303	53 x 25 x 23	16.2 x 7.8 x 7.1



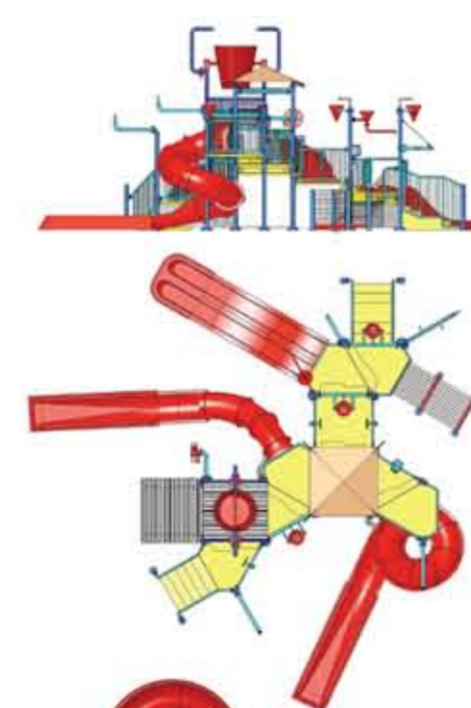
550	Approx. Pool Size		Approx. Unit Size (LxWxH)	
	feet	metres	feet	metres
550	3060	284	47 x 43 x 17	14.2 x 13.1 x 5.2
550TB	3390	315	47 x 43 x 23	14.2 x 13.1 x 7.1



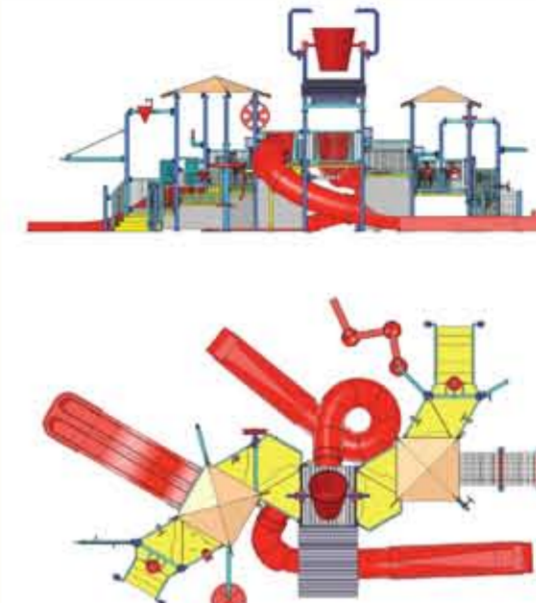
600	Approx. Pool Size		Approx. Unit Size (LxWxH)	
	feet	metres	feet	metres
600	3300	307	45 x 42 x 17	13.8 x 12.7 x 5.2
600TB	3500	325	45 x 42 x 23	13.8 x 12.7 x 7.1




650	Approx. Pool Size		Approx. Unit Size (LxWxH)	
	feet	metres	feet	metres
650	3050	283	47 x 48 x 17	14.2 x 14.5 x 5.5
650TB	3250	302	47 x 48 x 21	14.2 x 14.5 x 6.4



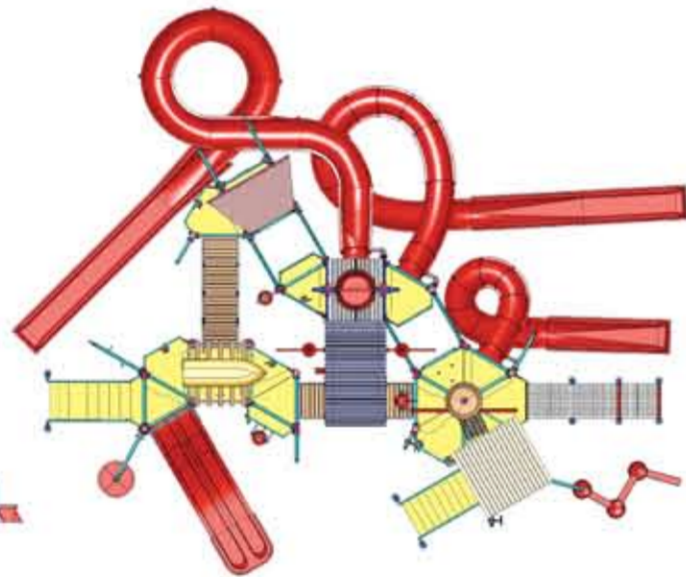
750	Approx. Pool Size		Approx. Unit Size (LxWxH)	
	feet	metres	feet	metres
750	3350	311	56 x 36 x 17	17.1 x 11.0 x 5.2
750TB	3700	344	56 x 36 x 23	17.1 x 11.0 x 7.1



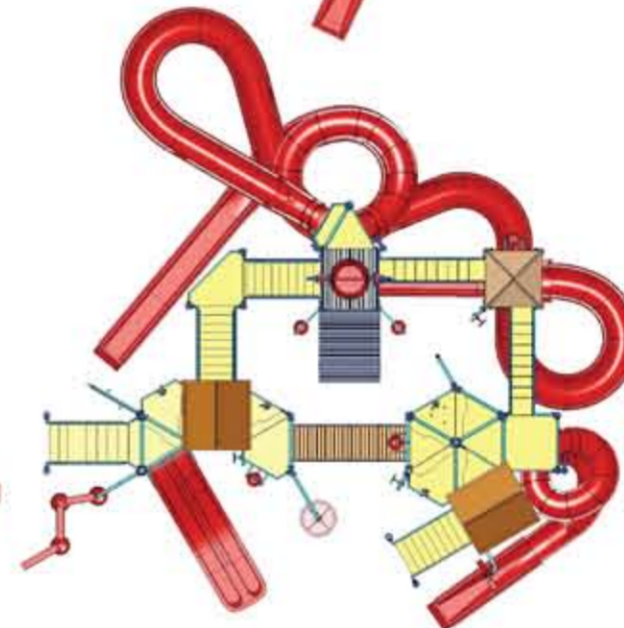
900	Approx. Pool Size		Approx. Unit Size (LxWxH)	
	feet	metres	feet	metres
900	5350	497	76 x 50 x 26	23.3 x 15.3 x 8.0



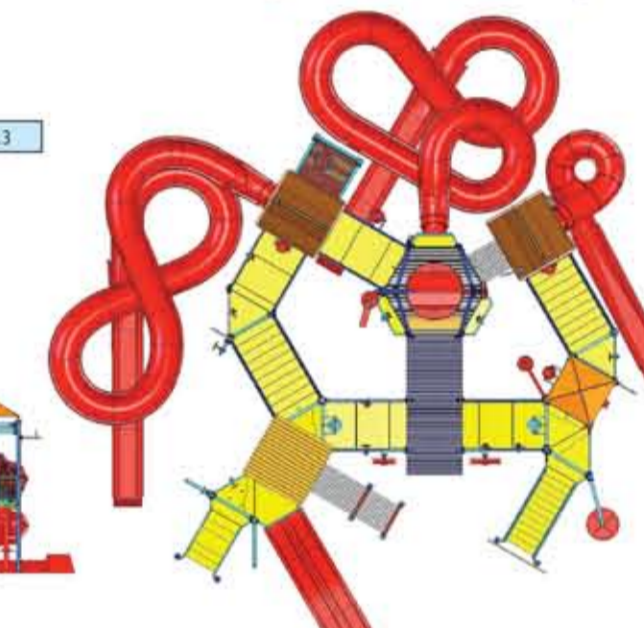
1050	Approx. Pool Size		Approx. Unit Size (LxWxH)	
	feet	metres	feet	metres
1050a	5400	502	72 x 62 x 33	21.9 x 19.0 x 9.9
1050b	5250	488	68 x 55 x 33	20.8 x 16.6 x 9.9



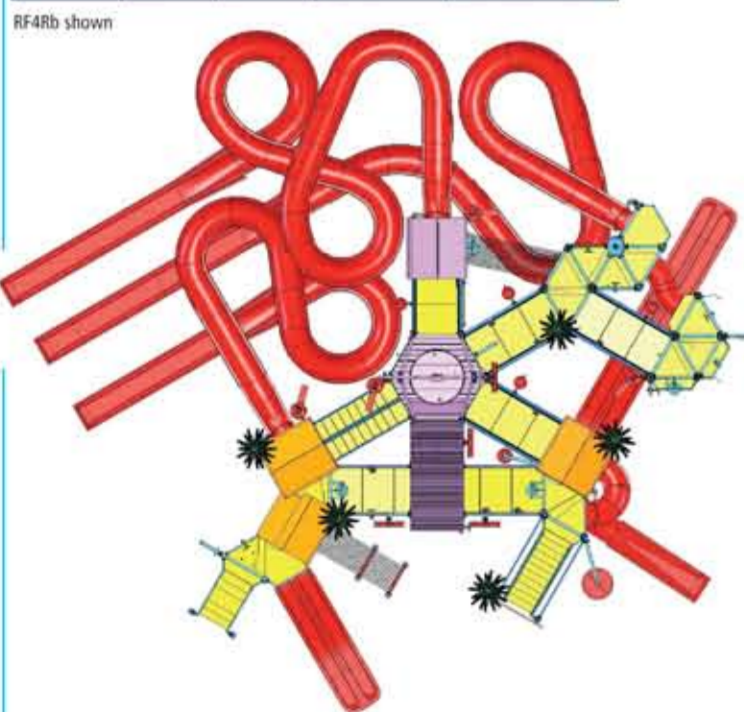
1050T	Approx. Pool Size		Approx. Unit Size (LxWxH)	
	feet	metres	feet	metres
1050T	5100	474	66 x 72 x 34	20.0 x 22.0 x 10.4



1750	Approx. Pool Size		Approx. Unit Size (LxWxH)	
	feet	metres	feet	metres
1750	6650	618	74 x 77 x 41	22.7 x 23.5 x 12.3

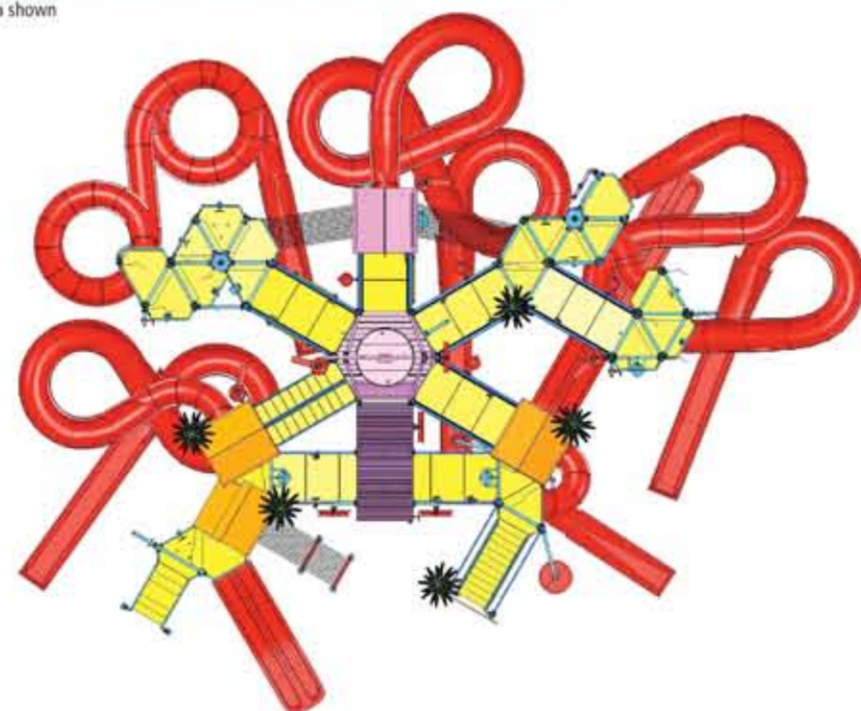


RF4	Approx. Pool Size		Approx. Unit Size (LxWxH)	
	feet	metres	feet	metres
RF4La	6450	599	79 x 79 x 42	24.1 x 24.1 x 12.8
RF4Lb	6650	618	73 x 81 x 42	22.2 x 24.7 x 12.8
RF4Ra	7900	734	78 x 89 x 42	23.8 x 27.1 x 12.8
RF4Rb	8900	827	93 x 86 x 42	28.3 x 26.2 x 12.8

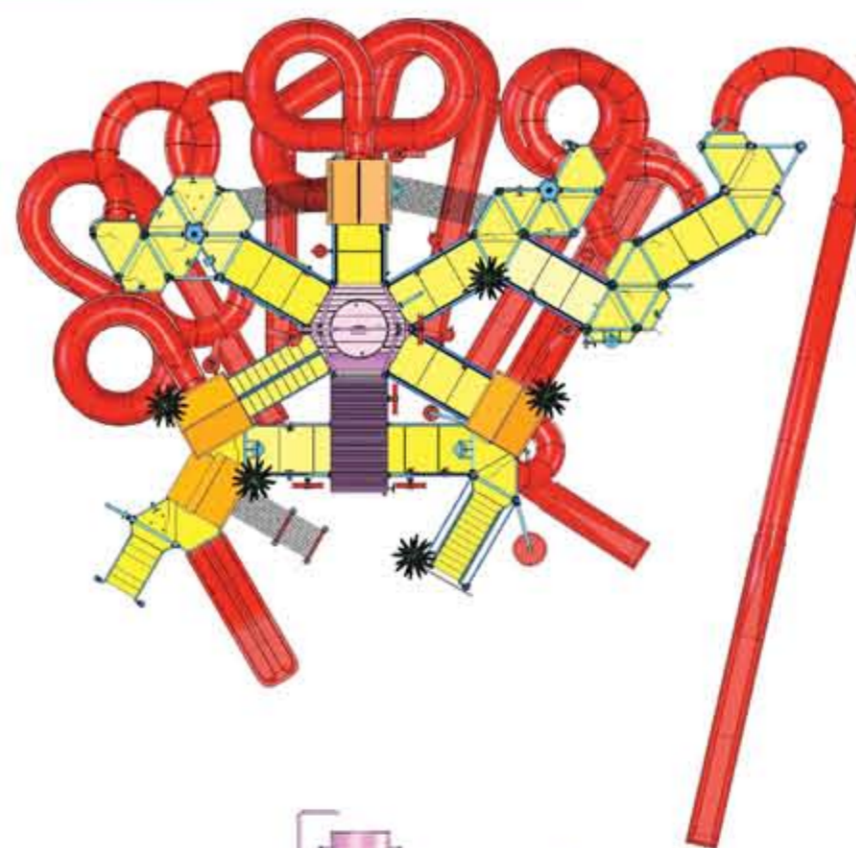


RF5	Approx. Pool Size		Approx. Unit Size (LxWxH)	
	feet	metres	feet	metres
RF5a	8150	757	102 x 82 x 42	31.0 x 25.0 x 12.8
RF5b	7750	720	83 x 78 x 42	25.3 x 23.8 x 12.8

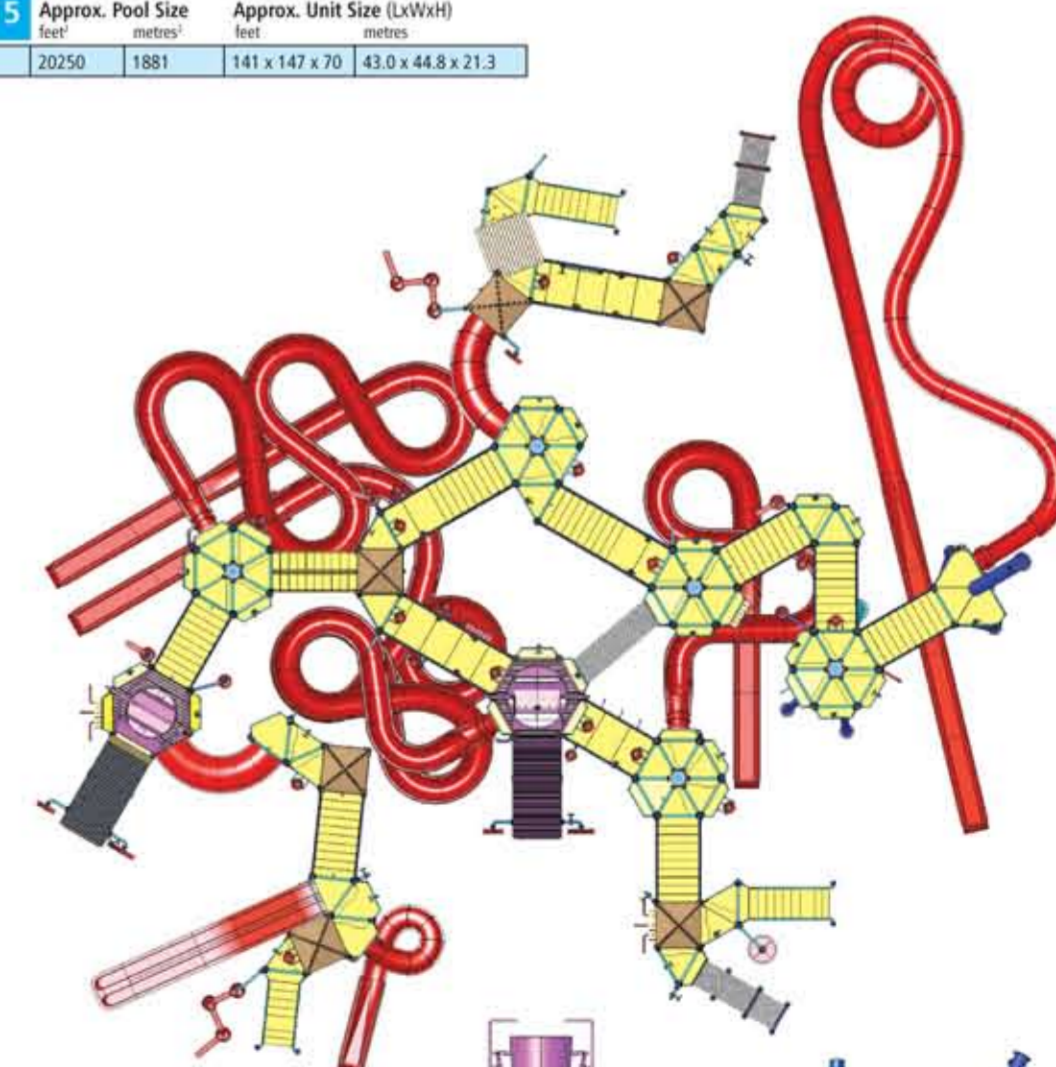
RF5a shown



RF6	Approx. Pool Size		Approx. Unit Size (LxWxH)	
	feet	metres	feet	metres
RF6	8650	804	105 x 92 x 42	32.0 x 28.0 x 12.8



GRF15	Approx. Pool Size		Approx. Unit Size (LxWxH)	
	feet	metres	feet	metres
GRF15	20250	1881	141 x 147 x 70	43.0 x 44.8 x 21.3



Model #	50	100	150	200	250	300	350	550	600	650	750	900	1050	1050T	1750	RF4L	RF4R	RF5	RF6	GRF15
Total Play Features	8	10	12	13	17	17	18	28	26	26	29	37	44	42	51	72	79	90	95	167
Total Features Including Jets	24	28	38	39	43	51	52	57	62	61	66	74	83	73	109	148	153	198	203	321